

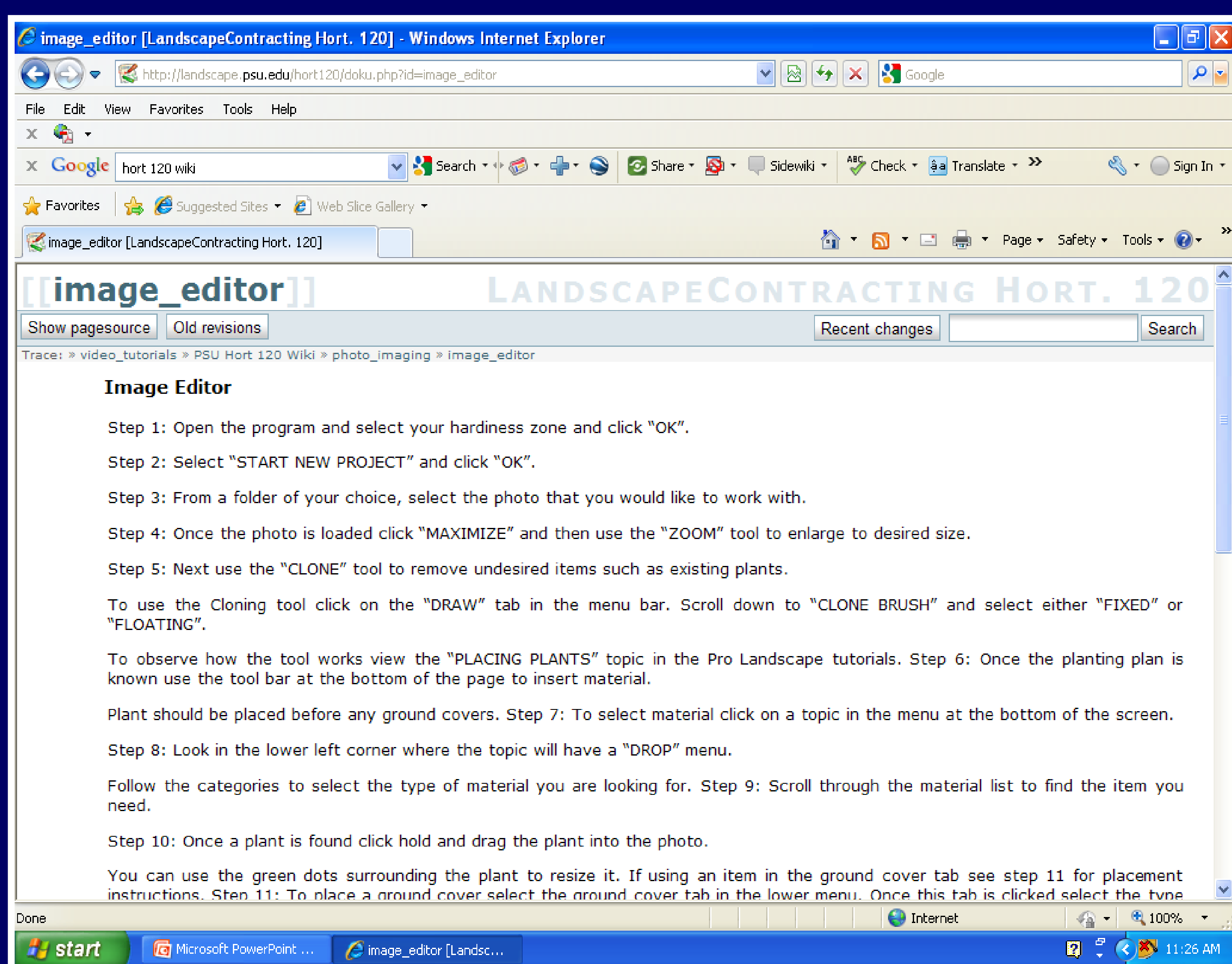
Student – Developed Video Tutorials using e-Learning Software Technologies

Michael R. Mohny, Department of Horticulture, Pennsylvania State University, University Park, PA
 Michael Reinert, Department of Horticulture, Iowa State University, Ames, IA
 Dan T. Stearns, Department of Horticulture, Pennsylvania State University, University Park, PA

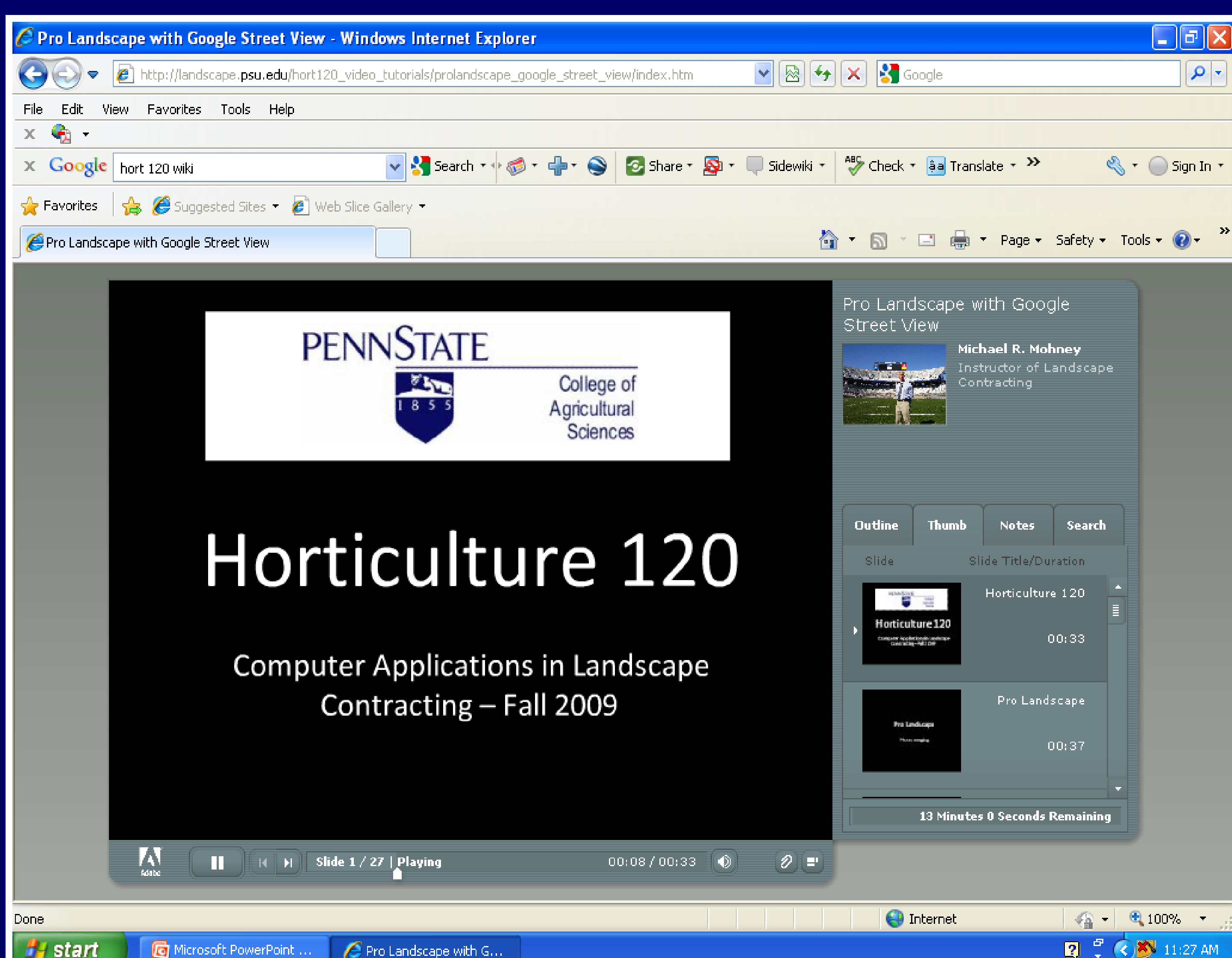

PSU Horticulture 120 Wiki – Technologies Related to the Landscape Industry

E-Learning is a resource for enhancing teaching and learning. Screen capture technology has improved, allowing instructors to disseminate information in new and innovative ways. Horticulture 120, *Computer Applications in Landscape Contracting*, is a computer literacy course in Penn State's Landscape Contracting major and is designed to introduce students to various landscape applications currently available to landscape professionals. Traditional teaching practices in this course have centered on lecture-delivery of information by the instructor.

Development of Video Tutorials



Course Wiki, <http://landscape.psu.edu/hort120/doku.php>



Video Tutorial, Recorded PowerPoint and Screen Capture Videos

During the fall of 2007, students in the class created a course wiki. The course wiki was designed around "The Seven Things You Should Know" about technology. Students were responsible for adding and editing information about technologies used within the landscape industry: computer aided drafting, computer modeling, photo imaging, and computer rendering. Included within the wiki were written tutorials defining procedures and processes.

Process

In the spring of 2009, class participants were surveyed to assess their preference regarding the use of lecture, live demonstration, self exploration, text book, or video demonstration. Students indicated video tutorials were useful as a supplemental resource for learning.

Using the wiki tutorials as a starting point, student groups wrote and recorded video tutorials during the fall semester of 2009. The groups started by creating PowerPoint slides, a written script to accompany the PowerPoint, and a storyboard for the recorded screen capture demonstration. Templates were provided for the PowerPoint and storyboards for visual consistency.

Students were required to use Adobe Presenter® and Adobe Captivate® to record the video tutorials. The tutorials integrated the recorded PowerPoint (Presenter®) and screen capture video (Captivate®) to illustrate tasks relating to software tool function.

The finished tutorials were 3-5 minutes in length, with the recorded PowerPoint between 2-3 minutes and the screen capture video between 1-2 minutes. The final video tutorials were published online through the Horticulture department's server and linked to the course wiki.